



IMPLEMENTING WELLNESS PROJECTS

Secure. Fast. Individual.





Welcome to LUX ELEMENTS

The family-owned company LUX ELEMENTS is an experienced specialist in the production of polystyrene hard foam and its further processing into secure substrates for damp and wet areas. For the sake of the environment, the company has been using a manufacturing process without the use of CFCs, HCFCs, HFCs or CO₂ propellant gases for more than two decades.

Our range of products extends from construction panels and standardised system building kits to constructions for wellness and bathing environments. You can find LUX ELEMENTS products all over the world: in the USA, Asia and throughout Europe. International, long-standing satisfied customers and partners from the tiling, sanitary and spa sectors can vouch for the quality of our products.

Cover photo: Barr + Wray



IMPLEMENTING WELLNESS PROJECTS

Content

Implementing wellness projects

The right solution for every requirement 4

High material quality and environmentally-friendly production 6

Individual room constructions

Mix and match ... 8

Walls 12

Glass and profile construction 13

Floors 14

Roofs 16

Seat variants 18

Technical solutions

Technical accessories
for equipping a room construction or shower 20

Modular room constructions

Wellness rooms 22

Individual relaxation and distraction

Shower units 26

Baths and pools 28

Relaxation loungers 30

Massage tables 32

Footbaths and fountains 33

Decorative elements 34

Implementation of projects

From planning to finished item 36

LUX ELEMENTS as partner 38



Implementing wellness projects

The right solution for every requirement

Complete wellness facilities can be created from a single source with LUX ELEMENTS hard foam support elements. This gives them a particularly attractive uniform appearance.

Ranging from the walls, roofs and floors to seats, loungers, massage tables, bath tubs and footbaths as well as the shower unit or swimming pool cladding, nearly every single component can be constructed using hard foam support elements. Regardless of whether it is for private or public spaces..

LUX ELEMENTS gives you a choice between **standard** or **custom-made products**.

A multi-faceted surface design with ceramics or plasters in matching colours and patterns produces a perfectly uniform appearance in the end.

IMPLEMENTING WELLNESS PROJECTS

Secure. Fast. Individual.

■ Standard and custom-made products

Combination of defined components
or production according to customer specification

■ Tried and tested building materials

A patent was granted for the hard foam support element
back in 1981

■ Professional advice and support

Support from an experienced international team

■ Working in a system

All components, including the accessories offered,
are coordinated and checked in the system.

■ Quick assembly even with large items

Prefabricated elements made to fit together exactly can
be assembled quickly and without long drying times

■ Proven quality

Certification according to DIN EN ISO 9001:2015
as proof of quality management



Hard foam support elements

High material quality and environmentally-friendly production

The basic material for LUX ELEMENTS products is LUX ELEMENTS®-FOAM, a very high-quality, blue coloured, expanded polystyrene hard foam that is produced using an **environmentally friendly technique** without foaming agents which are harmful to the climate. The moisture-resistant material is ideally suitable for use in spas and wellness facilities.

During further processing, the hard foam becomes a hard foam support element with a special mortar coating on both sides. For increased rigidity values a glass-fibre fabric is additionally embedded in the mortar coating.

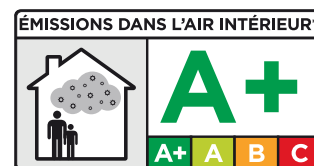
No chance for mould – biological behaviour

LUX ELEMENTS®-FOAM does not provide a breeding ground for micro-organisms. It does not rot or get mouldy. FOAM is neither harmful to the environment nor hazardous to water.

The safety of FOAM is made most obvious by the fact that the same raw-material is used to make food packaging. In its composition, the EPS FOAM fulfils the recommendation V polystyrene of the German Federal Health Office.




“The Original – LUX ELEMENTS® hard foam support element” – this pioneering invention in tiling was patented 1981 by Herbert Lux.



*Information sur le niveau d'émission de substances volatiles dans l'air intérieur, présentant un risque de toxicité par inhalation, sur une échelle de classe allant de A+ (très faibles émissions) à C (fortes émissions)



ETA-13/0238
LUX ELEMENTS®
WATERTIGHT SOLUTION
www.luxelements.com
0799-CPR-130 · Nr LEWS2013



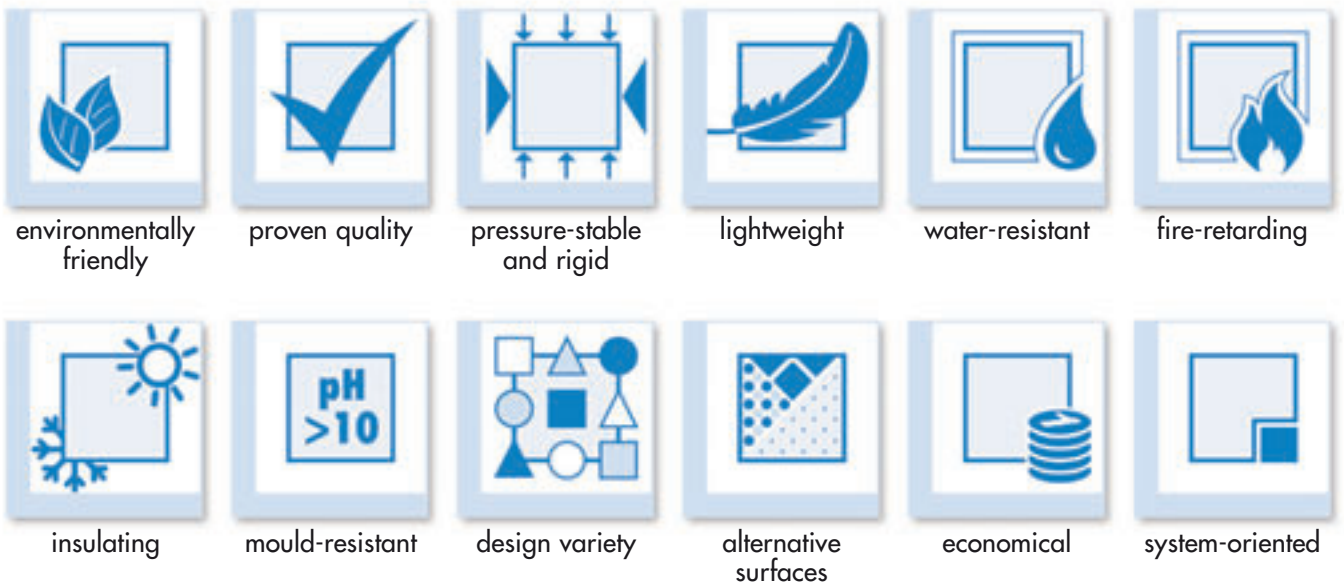
IMPLEMENTING WELLNESS PROJECTS

Secure. Fast. Individual.

Proven material advantages

The original can do!

Hard foam support elements from LUX ELEMENTS are characterised by particular material properties, which are of particular advantage for use in wet and humid conditions.



Since 1981, hard foam support elements from LUX ELEMENTS have been successful in practical use and have proved themselves there to this day. As a modern building material, the ORIGINAL must fulfil high requirements. This includes always meeting current technical standards and trends and being flexible. This is why we place great importance on continuous development of the ORIGINAL and the extension of a modern, system-oriented product range.



Would you like to learn more? Download the brochure from:
www.luxelements.com



IMPLEMENTING WELLNESS PROJECTS

Secure. Fast. Individual.



Photo: Hamam, Courtesy of Faena Hotel, Miami Beach.
Photographer Nik Koenig.
Design and Implementation by Design for Leisure.



Individual room constructions

Individually planned room constructions made of hard foam support material are used both as hot air areas, e.g. steam baths, and as cold areas.

You have the option of assembling your personal desired object from a wide range of pre-specified components or of planning it with complete freedom.

■ Idea and planning

You have an idea, a sketch or detailed plan.

We help you with the details and submit an offer.

■ Order and production

You place the order with us.

On the basis of your plans we prepare a technical drawing for approval.

You check and approve this.

We produce the individual components and test the assembly to check the fitting accuracy.

■ Assembly and arrangement

We deliver the products to the site, if necessary in segments.

We also deliver appropriate fitting accessories as part of the order.

You carry out the installation.



photo: Sommerhuber

Mix and match ...

You can give free rein to your ideas at the planning stage. The modern, flexible production methods at LUX ELEMENTS make it possible to produce large items and a wide range of shapes.

Room constructions can be made up of these components, for example:

- **Walls**
also in combination with glass and profile construction
- **Floors**
with optional substrate element and drainage technology.
Optionally for point or linear drainage
- **Roofs**
in standard versions or individually planned
- **Seat variants**
in standard versions or individually planned



For further information, please see
www.luxelements.com.

IMPLEMENTING WELLNESS PROJECTS

Secure. Fast. Individual.





photo: Barr + Wray

Walls

Hard foam support elements from LUX ELEMENTS enable you to create individual rooms or areas for wellness and spa facilities. The material is suitable for use as a hot, warm or cold air room. It is delivered in segments, which are assembled on site. A sophisticated method of construction for the connection of the individual components ensures **high stability**.

The final surface design with selected ceramics or plaster produces an individual room that radiates a feeling of harmony and comfort.

These variants are possible for the wall design:

- **Straight walls**
for square or rectangular rooms
- **Straight walls combined with glass mounting parts**
for square or rectangular rooms, combined with glass mounting parts
- **Free-form walls**
for all room shapes

IMPLEMENTING WELLNESS PROJECTS

Secure. Fast. Individual.

Glass and profile construction

A glass front in conjunction with a glass door creates a transparent room construction with more incidence of light from the outside. In addition, it gives the room a modern look.

The system for glass and profile constructions from LUX ELEMENTS can be combined with hard foam support elements or used on its own.

The range consists of these parts:

- Aluminium door frames (block profile or flat profile)
- Glass door with drilling for door hinges and handle
- Aluminium door knob or stainless steel handle bar
- Profile construction
- Frame construction
- Glass elements






photo: Sommerhuber

Floors

A floor made of hard foam support material creates the perfect substrate for tiles and you can thus adapt them optically to the design of the room. LUX ELEMENTS manufactures floors in the wet area with point and linear drainage variants. If you opt for point drainage, you can choose between six decorative design grates, including a model with a locking system.

The linear drainage also features an attractive design solution that lends itself, for example, to installation in niches: here, the stainless steel channel cover is optically extended to the wall. Of course, you can also choose the classic channel drain with a cover that is tileable on the rear side.

The rule for all variants is: the floors are sealed and have a gradient.

IMPLEMENTING WELLNESS PROJECTS

Secure. Fast. Individual.



Roofs



The roof shape in a wellness room must meet not only visual but also functional requirements. In a steam bath, for example, care must be taken in the planning to ensure that condensed water can run off.

In addition, the roof has an effect on the room atmosphere. Rounded roof shapes such as dome roofs or barrel vaults are used to create a generous ambience. Those who favour straight lines will choose a monopitch or flat roof.

LUX ELEMENTS is able to manufacture all shapes. Lighting technology can also easily be integrated into the hard foam support elements.

The following standard design variants are available:

- Barrel roof design
- Cross-vault roof shape
- Simple flat roof shape
- Combination of flat roof and dome
- Monopitch roof with panel



IMPLEMENTING WELLNESS PROJECTS

Secure. Fast. Individual.



photo: Barr + Wray



photo: Barr + Wray

Seat variants

Comfortable seats are indispensable in wellness rooms. LUX ELEMENTS will supply you with seats and benches to match every room or area, even if it is full of nooks and crannies or round.

There is a choice of **different standard seat shapes** with optional rounding and end modules as well as armrests. Alternatively, **individually planned seats and benches** can also be manufactured. All the products can be fitted with heating systems on request (see page 21).

IMPLEMENTING WELLNESS PROJECTS

Secure. Fast. Individual.



Technical solutions

**Technical accessories for equipping
a room construction or shower**



IMPLEMENTING WELLNESS PROJECTS

Secure. Fast. Individual.

Design and technology must be perfectly matched to each other in spas and wellness facilities.

Hard foam support elements from LUX ELEMENTS are ideally suited to the integration of technical components. The necessary millings and sections etc. can be prepared at the factory or produced on site according to exact measurements.

Technical accessories from the standard range:

- **Installation panel** for the fastening of fittings
- **Maintenance opening**
for easy maintenance of pipes/cables and technical components
- **Steam inlet**
for safe feed-through of a steam pipe
- **Individual millings** for technical fixtures
- **Hard plastic insert** for the stable fastening
- **Acceptance ...**
 - ... of an LED spot mounting sleeve
 - ... of an empty conduit
 - ... of a flush-mounted socket
- **Heating**
 - Electrical heating mat, factory-fitted
 - Water heating, factory-fitted
 - or milling for the on-site installation of water heating
- **Light**
Flexible light rope or LED spotlight, dimmable
- **Sound**
Structure-borne sound converter as 'invisible loudspeaker'



For further information, please see
www.luxelements.com.



Would you like to learn more? Download the brochure from:
www.luxelements.com

IMPLEMENTING WELLNESS PROJECTS

Secure. Fast. Individual.

Wellness rooms

Modular concept – flexible use

Our modular building kits for standardised wellness rooms (MODUL-ROOM) are available in various dimensions from 1800 x 2100 mm to 2400 x 3000 mm. They are thus suitable for use in both private and public wellness areas.

You decide how you want to use the cabins! Equipped with suitable technical components, our hard foam constructions are equally suitable for use as **hot air, warm or steam baths** or as cold rooms.

- 10 cabins in fixed sizes with a vaulted roof
- For one to eight persons
- Rectangular or square basic shape
- Choice of two bench shapes: rounded or angular
- Three bench positions: L-shaped, U-shaped or parallel
- Glass door with handle, left- or right-hinged



Individual relaxation and distraction

Shower units, baths and pools, furnishings



IMPLEMENTING WELLNESS PROJECTS

Secure. Fast. Individual.

A harmonious and appealing wellness area is created in particular when all components and parts come from a single source. This is possible with the extensive product range from LUX ELEMENTS as standard or custom-made products. In addition to room constructions, we manufacture:

- Shower units
- Round showers
- Curved showers

- Baths and pools

Furnishings and decorative elements such as:

- Relaxation loungers
- Massage table
- Footbaths with or without bench seat
- Fountains
- Steps and platforms
- Partition walls
- Concave trims and curvature elements
- Columns



For further information, please see
www.luxelements.com.



Shower units

A shower or shower unit is a must in every wellness area, ideally a shower flush with the floor. Design and technology must fulfil particularly high requirements here, as these showers are frequently in use. Cleaning and care are also important aspects.

In the shower systems from LUX ELEMENTS, you have found a durable and robust solution that meets these requirements. You can choose from standard building kits (page 27) or design your shower unit individually in single-part or series production.

For each wall shape, we supply on request a matching shower base with gradient and drainage technology as well as tested mounting material.

We will be happy to advise you on any issue concerning the installation of fittings and shower equipment.

IMPLEMENTING WELLNESS PROJECTS

Secure. Fast. Individual.

Round shower

The standard range from LUX ELEMENTS includes a building kit for a round shower. Choose from these components:

Construction (diameter 1240 mm):

- Shower partition wall elements in 3 segments
- Shower base element and substrate element
- Cover element

Accessories:

- Panel rounded on rear side for acceptance of the fittings
- Finishing element for edges

Curved shower

The standard range from LUX ELEMENTS includes a building kit for a curved shower. Choose from these components:

Construction (width 1965 mm):

- Shower partition wall elements in 6 segments
- Shower base element and substrate element
- Cover element

Accessories:

- Panel rounded on rear side for acceptance of the fittings
- Finishing element for edges

Alternatively, we also implement your individual planning for a round or curved shower.



Baths and pools

No wellness facility should be without pools and baths. LUX ELEMENTS manufactures individually planned rounded or straight pool walls with channel body and overflow channel. We also supply the matching underwater installations such as seats, benches, platforms, stairs or steps in straight and round shapes.

For kids we make imaginative paddling pools, also with decorative figures on request. For the avoidance of impact injuries caused by sharp corners, we recommend rounded shapes for these pools.

We'll be glad to advise you on technical questions.



IMPLEMENTING WELLNESS PROJECTS

Secure. Fast. Individual.






photo: Sommerhuber



photo: Sommerhuber




photo: Sommerhuber



photo: Sommerhuber

IMPLEMENTING WELLNESS PROJECTS

Secure. Fast. Individual.



Relaxing loungers

Relaxation loungers belong to the basic equipment of a wellness or spa area. They are used for relaxation between applications.

LUX ELEMENTS manufactures relaxation loungers in three standard shapes that fit the body's shape perfectly and are therefore **extremely comfortable**. Unlike lounges with fabric coverings, the tiled surface is very **easy to clean** and so meets important hygiene criteria.

In addition, we also manufacture **individually designed relaxation loungers**. For example, if a substrate is required for a heat-storing moulded ceramic, we can manufacture this relaxation lounger shape in single-part or series production.

Electric or water heaters with fully adjustable controllers can be integrated into all the models.




Massage tables

Massage tables are the perfect addition to the spa or wellness area.

They are **functional** and can be used, for example, for preparatory exfoliations. In addition, they are **decorative** and create a luxurious ambience through **perfect integration into the overall room concept**.

LUX ELEMENTS manufactures individual massage tables and thus offers **flexibility in terms of size, shape and equipment**, e.g. with light strips.



IMPLEMENTING WELLNESS PROJECTS

Secure. Fast. Individual.



Footbaths

Footbaths are part of the basic equipment of a wellness facility. The sizes and designs depend on the available space and room concept.

Footbaths or Kneipp baths from LUX ELEMENTS give you access to **individuality and design variety**, for example in combination with a heated bench seat. **Round shapes** are also possible, as for a Kneipp rondel.

Since hard foam support material is easy to work with, the **integration of installations and fittings** is simple.

The option of being able to **create any surface design** is a considerable advantage. High-quality ceramics in co-ordinating colours can produce exclusive original creations which will enhance any wellness environment.



Fountains

Fountains – filled with ice or cold water – are a welcome facility for cooling down in a spa or wellness area.

LUX ELEMENTS is able to manufacture virtually **any individually desired shape of fountain**. The material properties are ideally suited for these purposes.



photo: Barr + Wray



Sometimes it's the little details that create a special atmosphere. For example a curved wall, a platform, a wall or ceiling construction with a pattern or rounded edges.

What can often only be implemented with great effort becomes possible thanks to hard foam support elements.

The **flexible manufacturing methods** at LUX ELEMENTS allow the production of round shapes and the **realisation of individual, creative ideas**.

Mosaic, tiles and decor plaster are suitable for the surface finish.

Be as imaginative as you like when designing your wellness area in detail!

IMPLEMENTING WELLNESS PROJECTS

Secure. Fast. Individual.


Steps/platforms

Areas can be highlighted and height differences compensated with steps and platforms. The most diverse variants are possible in terms of size, height and shape. LUX ELEMENTS manufactures individual steps and platforms according to customer request, including for the wet area.



Partition walls

Partition walls are not just for privacy in a wellness facility. They often assume the function of a decorative element and thus affect the room ambience. LUX ELEMENTS manufactures individual partition walls in flexible dimensions, whether straight, rounded or patterned.



Concave trims/ Curvature elements


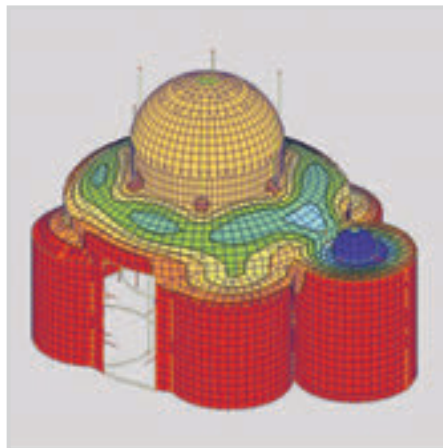
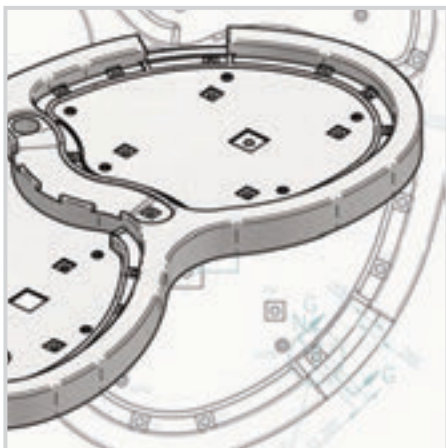
Concave trims and curvature elements round off the overall appearance in the truest sense of the word. They protect against impact injuries caused by sharp edges and facilitate cleaning, because acute-angled intermediate spaces are avoided. LUX ELEMENTS offers these products as standard to go with round and curved showers (page 27). Other sizes are available on request as custom-made products.

Columns

Columns only rarely serve structural purposes in a wellness facility. They are frequently decorative details. Whether smooth or patterned, with or without capital, in an antique or modern design – LUX ELEMENTS manufactures individual columns on request.

From planning to finished item

We are with you all the way!





We accompany the customer in the planning from the very start:

■ Step 1 – Idea and planning

- Customer's idea, sketch or detailed plan
- Preparation of a technical drawing for approval with 3D view at LUX ELEMENTS
- If necessary, LUX ELEMENTS will carry out static calculations

IMPLEMENTING WELLNESS PROJECTS

Secure. Fast. Individual.



■ Step 2 – Order and production

- Manufacture of the individual components exactly in accordance with planning specifications
- Factory installation work for a shorter assembly time
- Test assembly at LUX ELEMENTS and numbering of the components

■ Step 3 – Assembly and arrangement


- Delivery to the building site in segments
- Fast assembly of the prefabricated components by the installer

LUX ELEMENTS offers:

- High quality through the checking of all manufacturing steps, from foam production to cutting to size and coating in our own factory
- Many years of experience in the international wellness market



For further information, please see www.luxelements.com.



IMPLEMENTING WELLNESS PROJECTS

Secure. Fast. Individual.

LUX ELEMENTS as partner

Our competence for your project

- **Decades of experience**
in the manufacture and processing of hard foam support elements
- **Modern flexible production methods**
in our own production plants
- **Individual production**
of your components as individual or series products
- **High level of technical expertise**
owing to our own development department
- **International team**
with multilingual contacts
- **Professional advice**
by experienced employees
- **Quality control from the start**
through entirely in-house production
- **Certified quality management**





My LUX ELEMENTS partner dealer:

(D)

LUX ELEMENTS GmbH & Co. KG

An der Schusterinsel 7

D - 51379 Leverkusen-Opladen

Tel. +49 (0) 21 71/72 12-0

Fax +49 (0) 21 71/72 12-10

E-Mail info@luxelements.de

Web www.luxelements.com

(F)

LUX ELEMENTS S.A.S

ZI-31, rue d'Ensisheim

F - 68190 Ungersheim

Tél. +33 (0) 3 89 83 69 79

Fax +33 (0) 3 89 48 83 27

E-Mail info@luxelements.fr

Web www.luxelements.fr